



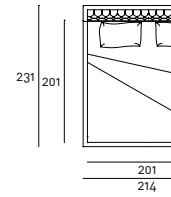
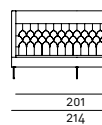
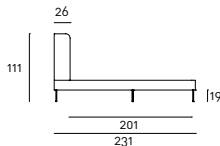
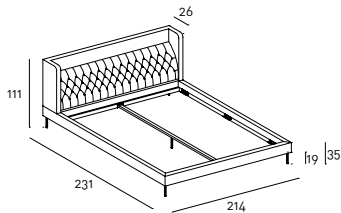
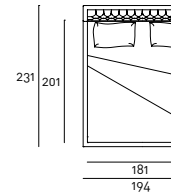
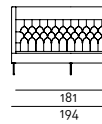
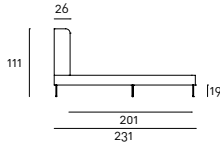
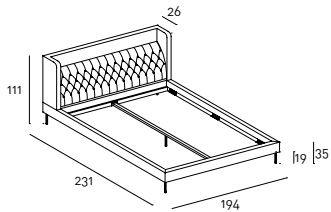
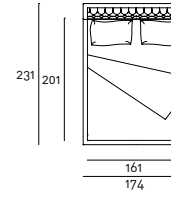
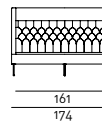
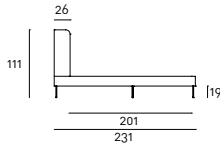
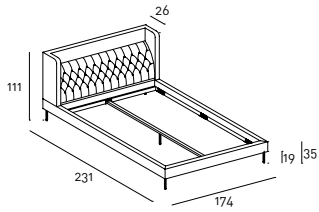
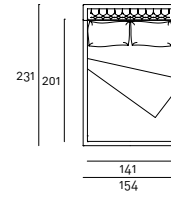
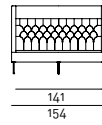
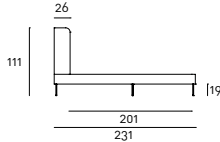
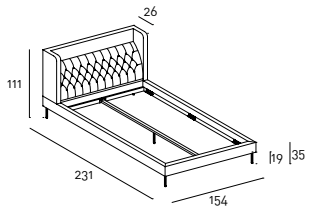
Lipp Bed

design Piero Lissoni

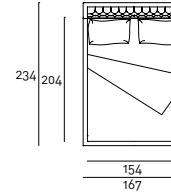
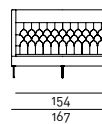
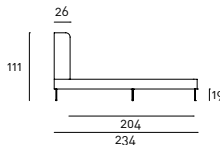
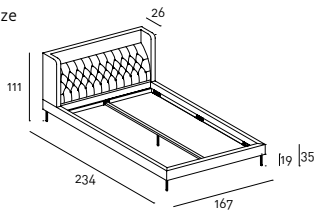
Double bed with headboard structure in multilayer poplar and double-paneled fir-wood; padding in polyurethane foam and acrylic fiber layers, covered in 100% polyether thermally bonded onto a polyamide velveteen backing.

Headrest, inset in the headboard structure, in multilayer padded in differentiated density polyurethane foam with "capitoné" detail and non-removable leather or fabric upholstery. Bedstead chassis, in 70x20mm tubular steel with black epoxy powder coating, made of two separate parts connected by plates and secured with screws. Bedstead structure, screwed on the chassis, in multilayer padded in polyurethane foam and covered in 100% polyether thermally bonded onto a polyamide velveteen backing. Feet, inset in specific bushing welded to the chassis then secured with screws, in drawn-steel square section 15x15mm with bronzed epoxy powder coating and adjustable black PVC tips. Headboard and bedstead structure with fabric or leather upholstery, both fully removable by Velcro fastening. All perimeter stitching are enhanced with edgings in Grosgrain for the fabric version, and braided leather trim, always in the same finish, for the leather one. Fabric cover to protect the slat base, in 100% cotton col. Ecrú, fixed to the slat frame with Velcro fastening. Also available in American standard Queen and King size.

Lipp Bed
design Piero Lissoni



Queen Size



King Size

